

Emtrac

plus!

HI-PERFORMANCE BATTERY



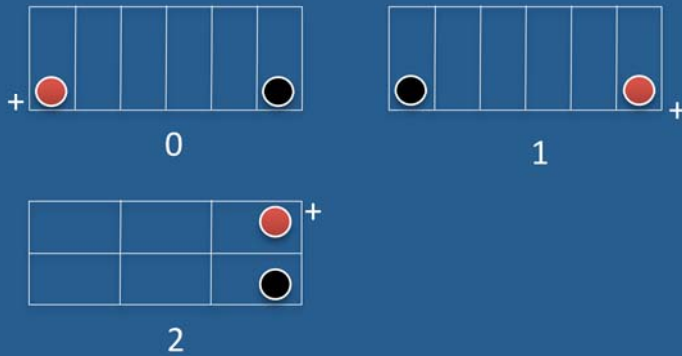
**MAINTENANCE FREE
SILVER ALLOY**

**MADE IN
INDIA**

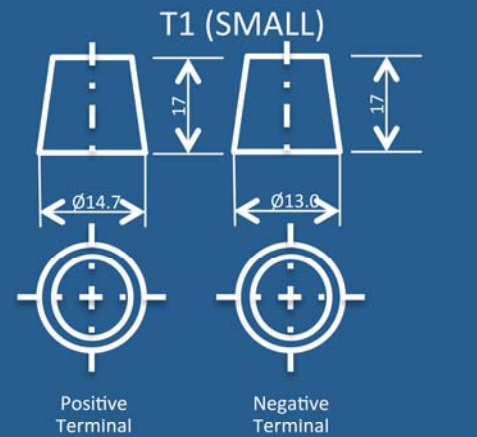
Part No	Alternative Part No	Rating	Cold Cranking Amperes	Reserve Capacity	Filled Battery Weight	Length	Width	Height	Cell Layout	Terminal Type	Hold Down (Optional)	Quantity
		AH @ C20	Amps @ -18°C	mins	kgs	mm	mm	mm				per Pallet
JIS Models												
34B19L		32	265	52	10.2	187	127	227	1	T1		200
34B19R		32	265	52	10.2	187	127	227	0	T1		200
46B19L		35	330	52	10.4	187	127	227	1	T1		200
46B19R		35	330	52	10.4	187	127	227	0	T1		200
50B19L		40	370	55	11.3	187	127	227	1	T1		200
50B19R		40	370	55	11.3	187	127	227	0	T1		200
38B20L	NS40ZL	35	265	43	10.4	197	129	227	1	T1		200
38B20R	NS40Z	35	265	43	10.4	197	129	227	0	T1		200
42B20L	NS40ZL	35	335	55	10.8	197	129	227	1	T1	B3	200
42B20R	NS40Z	35	335	55	10.8	197	129	227	0	T1	B3	200
50B20L	NS40ZL	43	380	66	11.8	197	129	227	1	T1	B3	200
50B20R	NS40Z	43	380	66	11.8	197	129	227	0	T1	B3	200
46B24L	NS60L	45	295	56	11.6	238	129	227	1	T1		160
46B24R	NS60	45	295	56	11.6	238	129	227	0	T1		160
46B24LS	NS60LS	45	295	56	11.7	238	129	227	1	T2		160
46B24RS	NS60S	45	295	56	11.7	238	129	227	0	T2		160
55B24L	NS60L	45	380	75	13.2	238	129	227	1	T1		160
55B24R	NS60	45	380	75	13.2	238	129	227	0	T1		160
55B24LS	NS60LS	45	380	75	13.3	238	129	227	1	T2		160
55B24RS	NS60S	45	380	75	13.3	238	129	227	0	T2		160
65B24L	NX100-S6L	50	420	75	13.8	238	129	227	1	T1		160
65B24R	NX100-S6	50	420	75	13.8	238	129	227	0	T1		160
65B24LS	NX100-S6LS	50	420	75	13.9	238	129	227	1	T2		160
65B24RS	NX100-S6S	50	420	75	13.9	238	129	227	0	T2		160
55D23L		60	320	74	16.6	232	173	225	1	T2	B3	120
55D23R		60	320	74	16.6	232	173	225	0	T2	B3	120
85D23L	85B60K	60	550	110	17.4	232	173	225	1	T2	B3	120
85D23R	85BR60K	60	550	110	17.4	232	173	225	0	T2	B3	120
90D23L		65	560	114	18.2	232	173	225	1	T2	B3	120
90D23R		65	560	114	18.2	232	173	225	0	T2	B3	120
65D26L	N50L	50	420	90	16.5	260	173	225	1	T2	B3	120
65D26R	N50	50	420	90	16.5	260	173	225	0	T2	B3	120
75D26L	N50ZL	60	450	98	17.0	260	173	225	1	T2	B3	120
75D26R	N50Z	60	450	98	17.0	260	173	225	0	T2	B3	120
80D26L	N50ZL	60	500	110	18.4	260	173	225	1	T2	B3	120
80D26R	N50Z	60	500	110	18.4	260	173	225	0	T2	B3	120

Part No	Alternative Part No	Rating	Cold Cranking Amperes	Reserve Capacity	Filled Batetery Weight	Length	Width	Height	Cell Layout	Terminal Type	Hold Down (Optional)	Quantity
		AH @ C20	Amps @ -18°C	mins	kgs	mm	mm	mm				per Pallet
JIS Models												
95D26L	NS70L	65	600	115	19.2	260	173	225	1	T2	B3	120
95D26R	NS70	65	600	115	19.2	260	173	225	0	T2	B3	120
100D26L	NX110-L	70	620	128	20.0	260	173	225	1	T2	B3	120
100D26R	NX110-5	70	620	128	20.0	260	173	225	0	T2	B3	120
95D31L	N70L	70	600	125	21.8	306	173	225	1	T2	B3	90
95D31R	N70	70	600	125	21.8	306	173	225	0	T2	B3	90
105D31L	NX120-7L	80	670	160	22.5	306	173	225	1	T2	B3	90
105D31R	NX120-7	80	670	160	22.5	306	173	225	0	T2	B3	90
115D31L		90	750	160	23.9	306	173	225	1	T2	B3	90
115D31R		90	750	160	23.9	306	173	225	0	T2	B3	90
125D31L		95	775	165	24.2	306	173	225	1	T2	B3	90
125D31R		95	775	165	24.2	306	173	225	0	T2	B3	90
DIN Models												
DIN45	545106036	45	365	76	12.5	207	175	175	1	T2		100
DIN50	550154045	50	450	86	14.5	207	175	190	1	T2		100
DIN55	555112050	55	500	103	17.5	242	175	190	1	T2		100
DIN55R	555155050	55	500	103	17.5	242	175	190	0	T2		100
DIN55(T)	555155050	55	500	95	17.0	242	175	175	1	T2		100
DIN60	560170055	60	550	109	17.5	242	175	175	1	T2		80
DIN65	565106590	65	590	115	18.3	278	175	175	1	T2		60
DIN66	566112061	66	610	121	18.0	242	175	190	1	T2		80
DIN66R	566112061	66	610	121	18.0	242	175	190	0	T2		80
DIN74	574102069	74	690	131	20.0	278	175	190	1	T2		60
DIN80	580122073	80	730	143	22.5	315	175	175	1	T2		60
DIN85	585111077	85	770	147	23.5	353	175	175	1	T2		60
DIN90	590109080	90	800	162	23.3	353	175	190	1	T2		60
DIN100	600109090	100	900	181	26.5	353	175	190	1	T2		60
Truck Segment												
HC700H29R		100	700	180	26.7	359	173	234	0	T2		48
115E41R	N100	100	700	195	29.1	410	176	234	0	T2		48
115E41L	N100L	100	700	195	29.1	410	176	234	1	T2		48
150F51R	N120	120	750	240	38.6	513	182	237	0	T2		48
NT800D04R		130	800	240	41.6	540	222	240	2	T2		32
NTX00D04R	N150	150	1000	300	46.1	540	222	240	2	T2		32
NT165D04R		165	1050	325	47.9	540	222	240	2	T2		32
NT180D04R	N180	180	1150	355	48.6	540	222	240	2	T2		32

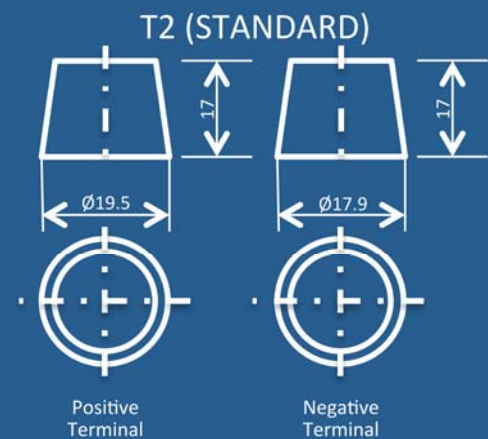
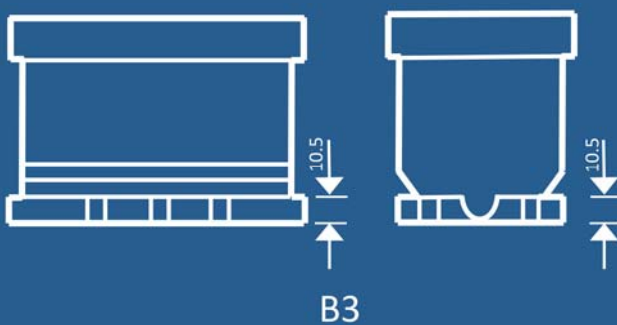
Terminal Layout



Terminal Types

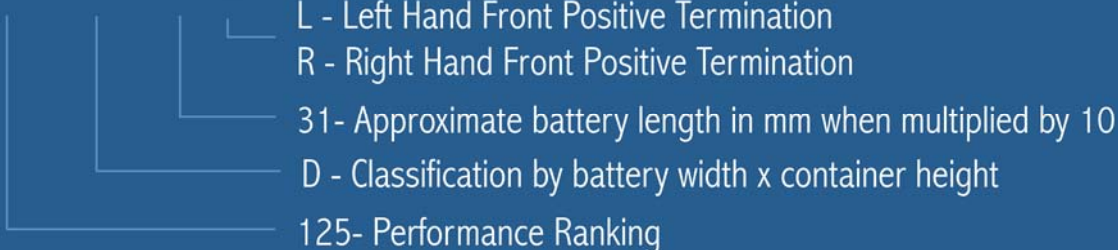


Bottom Hold Type (Optional)



JIS BATTERY NUMBER INTERPRETATION

125 D 31 L



DIN BATTERY NUMBER INTERPRETATION

5 45 106036

